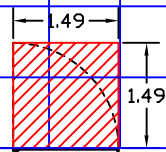


34.92

22.51  
21.90

Sperrfläche  
Wandhydrant  
in Standtiefe!

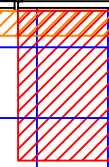
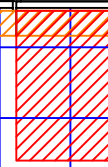
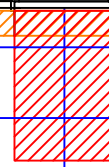



Referenzpunkt  
Aufmaß Raster  
1,0x1,0m

Alle Doppel-  
Flügeltüren  
maximale  
Breite 1,92

1.92

Sperrfläche  
Notausgänge  
in Standtiefe!



Sperrfläche für  
Verdunklungsvorhang

Fluchtweg

